




TheraFirm® 15-20mmHg*



15-20mmHg* KNEE HIGH

Helps energize tired legs and feet, improve circulation and prevent swelling. Soft comfort band is non-restrictive while staying in place all day. Reinforced toe and heel for durability. Sheer, two-way stretch nylon and spandex.

	SIZE	BLACK	SAND	NATURAL
  				
Black Sand Natural				
Small		68128	68200	68193
Medium		68124	68201	68194
Large		68125	68202	68195
X-Large		68132	68203	68196
XX-Large		68121	68204	68197

Ankle, calf and length are required for proper fit.



Size	Ankle	Calf	Length
Small	6.25"-7.25" (16-18cm)	11"-13.50" (28-34cm)	12"-18" (31-46cm)
Medium	7.50"-9" (19-22cm)	13"-15.50" (33-39cm)	13"-19" (33-48cm)
Large	9.25"-10.75" (24-27cm)	15"-17.50" (38-44cm)	14"-20" (36-51cm)
X-Large	11"-11.50" (28-29cm)	17.75"-18.50" (45-47cm)	15"-22" (38-56cm)
XX-Large	11.75"-12.75" (30-32cm)	18"-19.50" (46-50cm)	15"-22" (38-56cm)

COMPRESSION HOSIERY



15-20mmHg* THIGH HIGH WITH SILICONE DOT BAND

Reinforced toe and heel for durability, and available with silicone band. Designed to help relieve minor ankle and leg swelling and leg fatigue. Sheer, two-way stretch nylon and spandex.

	SIZE	BLACK	SAND
 			
Black Sand			
Small		68465	68460
Medium		68466	68461
Large		68467	68462
X-Large		68468	68463
XX-Large		68469	68464

Ankle, calf, thigh, and length are required for proper fit.

Size	Ankle	Calf	Thigh	Length
Small	6.25"-7.25" (16-18cm)	11"-13.50" (28-34cm)	14"-15.50" (36-39cm)	23"-25" (58-64cm)
Medium	7.50"-9" (19-23cm)	13"-15.50" (33-39cm)	16"-17.50" (41-44cm)	25"-28" (64-71cm)
Large	9.25"-10.75" (23-27cm)	15"-17.50" (38-44cm)	17.50"-19" (44-48cm)	28"-31" (71-79cm)
X-Large	11"-11.50" (28-29cm)	17.75"-18.50" (45-47cm)	19"-21" (48-53cm)	31"-34" (79-86cm)
XX-Large	11.75"-12.50" (30-32cm)	18"-19.50" (46-50cm)	21"-23" (53-58cm)	34"-36" (86-91cm)